

SOFTWARE REVIEW OF U.S.A. LEARNS

Reviewed by **Abir El Shaban**

Washington State University

Pullman, Washington

abir.elshaban @ email.wsu.edu

1. Introduction

This paper is a review of the *U.S.A. Learns* software that provides beginner, lower intermediate and intermediate students with activities to improve their English language skills. It includes reading, writing, listening, speaking, vocabulary, and grammar. The software application *U.S.A. Learns* is meant for students who are seeking to acquire basic skills to use the English language. It provides practices for the skills needed to approach English for communicative and academic purposes.

This review provides a general description of the software and then evaluates it in terms of the pedagogical framework provided by Cummins, Brown, and Sayers (2007) to examine software technology tools.

2. Product data

Publisher: U.S.A. Learns website, <http://www.usalearns.org>

Product type: online software for developing academic study skills

Language(s): North American English

Level: Beginner, low intermediate and intermediate

Media format: online, <http://www.usalearns.org>

Platform: Windows standalone, Windows/XP/Vista/7, network, online, Mac online, browser

Hardware requirements: computer, microphones and speakers or headphones

Supplementary software: *Adobe Flash Player*

Price: free language-learning apps

3. Description

Many scholars like Lovell and Phillips (2009) believe that technology can enhance the learner's

literacy and academic growth because it can “enable students to enjoy immediate individual feedback, work independently, and gain a sense of accomplishment” (p. 201). Although there are multiple varieties of online learning materials for English as a second language (ESL), it is challenging for ESL teachers to easily find good language learning applications that meet all the requirements of their students.

Furthermore, using technology effectively and efficiently for teaching purposes is not an easy task. Learners first need to foster language skills such as active listening, speaking, reading, and writing to communicate in the target language effectively. *U.S.A. Learns* is online software which attempts to meet these aims. It targets three different levels of English language proficiency, which are beginner, lower intermediate, and intermediate levels (see Figure 1). It can be used in classrooms and students can practice using it autonomously as well.

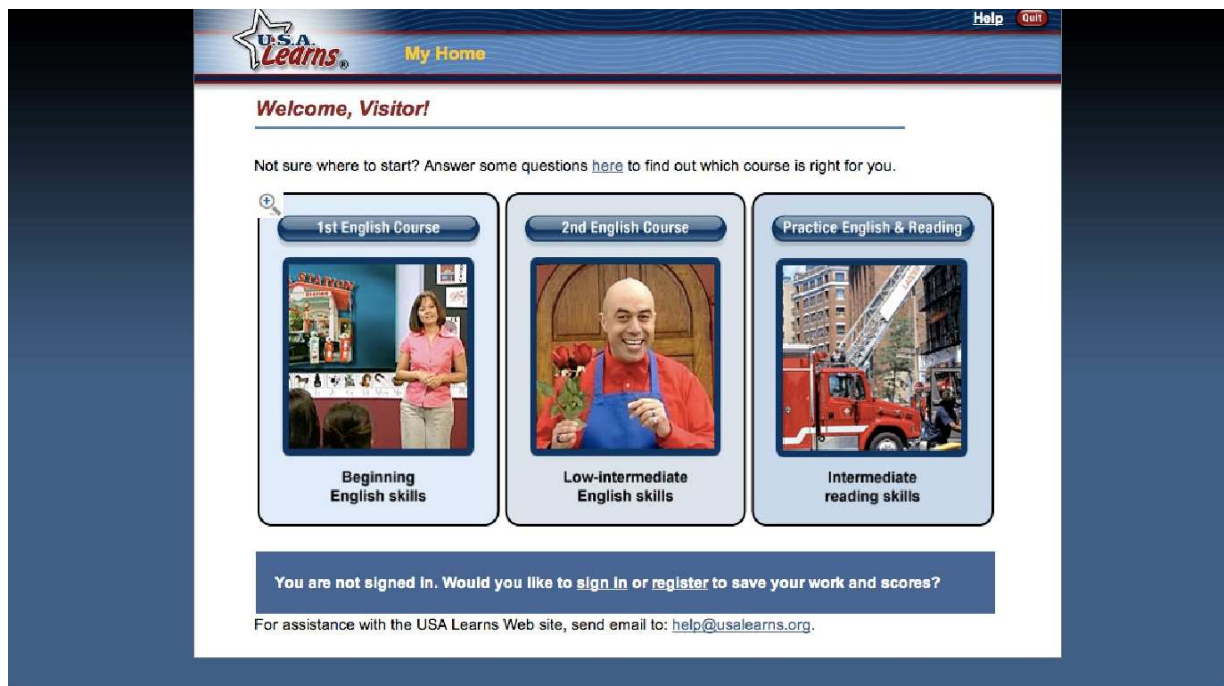


Figure 1. The three language levels.

To gain an overall understanding of the *U.S.A. Learns* software, a learner clicks on the introduction section, which provides him or her with instructions on how to register, choose the right level and use the software properly. Once the user creates an account, he or she can access


the site and navigate it with ease (see Figure 2).



Figure 2. The *U.S.A. Learns* home page.

When the learner accesses the application, he or she chooses the level that is best suited to him or her from the course menu section. Each unit has a lesson menu and each lesson starts with an introduction that explains the goals of the lesson and gives the classroom directions. To move from one section to another, there are small arrows icons found on every page. After the learner selects the appropriate course, he or she can choose a desired lesson or topic from the unit menu. It is highly recommended to start with lesson one if the learner is new to the *U.S.A. Learns* program.

In the final menu, a learner will find a list of activities for learning English. After the learner performs the activity, he or she will see a score on the menu. Every activity has directions. The learner can listen, read, and watch a video. Sometimes, the learner needs to read a question and choose an answer or write out, after which he or she can also check the answer. With some activities, the learner can use a microphone to record speech and practice speaking in English, as seen in Figure 3.



The screenshot shows the 'U.S.A. Learns' website interface for the '1st English Course'. The main heading is 'Unit 1: First English Class - Language Practice'. Below this is an 'Activity Menu' section with a sub-heading 'Click on an activity. Activities with a [checkbox] are completed.' The menu contains a table with the following data:

Activity	Completed?	Score
Introductions		
Classroom Lesson [icon]	<input type="checkbox"/>	[icon]
First and Last Names	<input type="checkbox"/>	•
Nice to Meet You	<input type="checkbox"/>	—
Your Turn [icon]		
The Alphabet		
Classroom Lesson [icon]	<input type="checkbox"/>	—
Listen for the letters	<input type="checkbox"/>	•
Miguel's Spelling Practice [icon]	<input type="checkbox"/>	—
Spell it right!	<input type="checkbox"/>	•
Spell First and Last Names		
Classroom Practice [icon]	<input type="checkbox"/>	—
Personal Information Form	<input type="checkbox"/>	•
Listen and Speak [icon]	<input type="checkbox"/>	—
Conversations		
Ramon and Ryan [icon]	<input type="checkbox"/>	—
Comprehension Check	<input type="checkbox"/>	•

Figure 3. Recording and watching features.

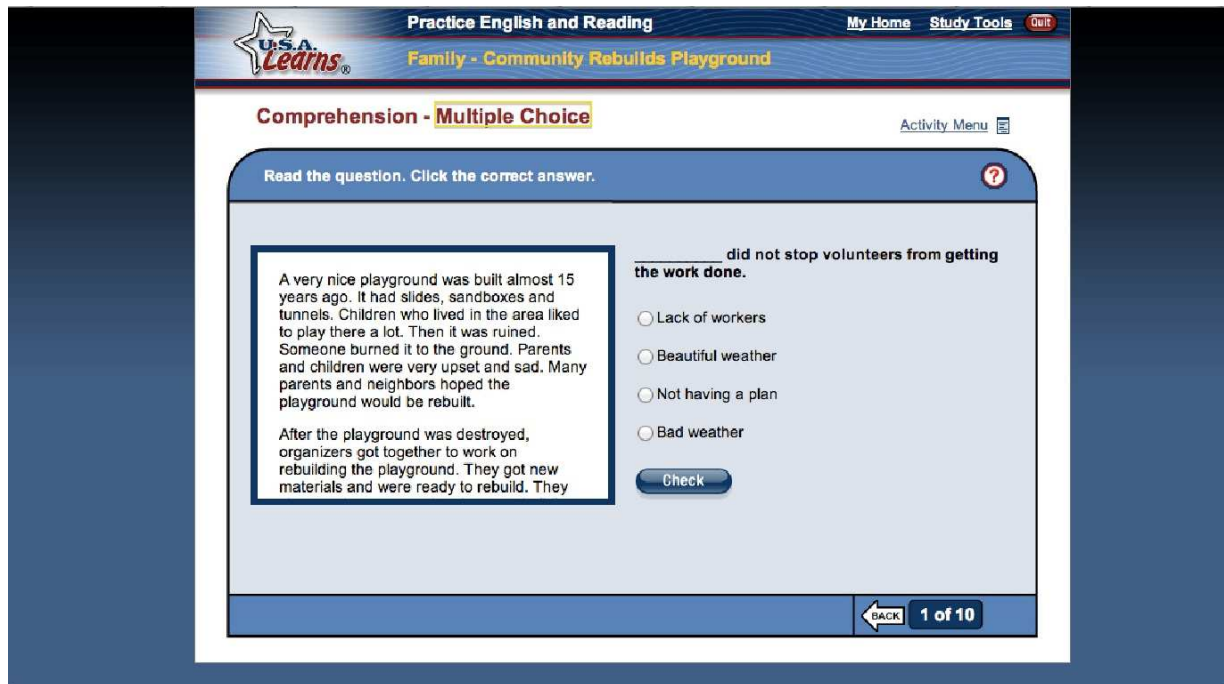
Each unit has a new, distinct topic and starts with an introduction that explains the learning goals, objectives, a list of new related vocabulary and a list of exercises. Activities are of varied types, such as reading comprehension, matching games, listening match, meaning match, concentration, say it, spell it, watch and answer and many others, which are based on real-world involvement such as classroom participation, conversations, directions, law system, weather reports, health issues and so on.

Reading

Some topics help the learner develop reading comprehension skills. They start with easy tasks for beginners and lower intermediates and steadily turn into longer and more complex texts for the intermediate level. The reading activities involve reading about various topics such as family, health, transportation and safety. Every topic has a reading section, which is followed by such exercises as multiple-choice questions, drawing conclusions and many other activities that engage the learner by challenging his or her cognitive abilities.

Furthermore, the learner has the opportunity to rehearse new language and to involve himself or herself deeply in coming to know about others' culture. This activity allows students

to identify and empower their identities and thus enhance the reading comprehension strategies such as skimming and scanning (Cummins, 1986). An example of a reading task is shown in Figure 4.

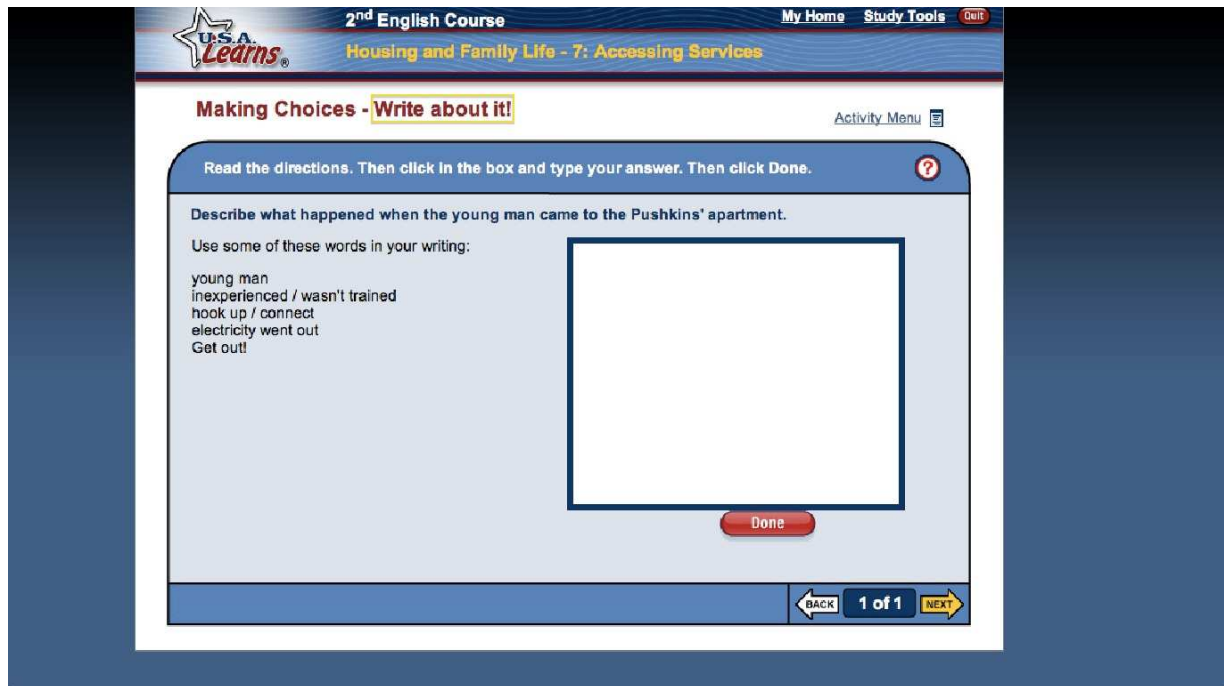


The screenshot shows a web-based reading comprehension task. At the top, there is a navigation bar with the text "Practice English and Reading" and "Family - Community Rebuilds Playground". The "U.S.A. Learns" logo is on the left. Below the navigation bar, the title "Comprehension - Multiple Choice" is displayed. The main content area contains a reading passage and a multiple-choice question. The passage describes a playground that was destroyed and then rebuilt. The question asks why someone did not stop volunteers from getting the work done. The options are: Lack of workers, Beautiful weather, Not having a plan, and Bad weather. A "Check" button is located below the options. At the bottom right, there is a "BACK" button and a "1 of 10" indicator.

Figure 4. A sample reading task.

Writing

Each topic has a writing exercise section to help learners to develop their writing and reading comprehension skills at the same time. The learner starts by writing a reflection answering an essay question that is directly related to the reading topic. When finished, he or she can print out the written task (see Figure 5).



The screenshot shows a web-based interface for a writing task. At the top, it says "2nd English Course" and "Housing and Family Life - 7: Accessing Services". The main heading is "Making Choices - Write about it!". Below this, there are instructions: "Read the directions. Then click in the box and type your answer. Then click Done." The task prompt is "Describe what happened when the young man came to the Pushkins' apartment." A list of words to use is provided: "young man", "inexperienced / wasn't trained", "hook up / connect", "electricity went out", and "Get out!". A large empty text box is provided for the answer, with a "Done" button below it. At the bottom, there are navigation buttons: "BACK", "1 of 1", and "NEXT".

Figure 5. An example of a writing task for lower intermediate learners.

Listening

Each topic has listening activities with answers based on prediction. The activities train the listener in predicting the answer through looking for key vocabulary related to the topic and verbal signposts such as *yet* or *so* to help the learner predict the meaning and choose the right option. Also, the activities aim at presenting useful language in context to serve as a model for speaking activities (real-life situations). Other exercises are meant to practice listening skills to develop the learner's ability to accurately catch numbers, dates, names, directions, and other topics. This kind of practice helps the listener identify and note the main argument the participants are involved in (see Figure 6).

The screenshot displays a web-based listening exercise. At the top, the header reads "2nd English Course" and "Housing and Family Life - 7: Accessing Services". The main title is "Story Start Up - Listen for meaning!". Below this, a blue bar contains the instruction: "Click Play to listen to the speaker. Read the question and click the correct answer." A video player shows a man in a light-colored t-shirt speaking. To the right of the video, the question is: "Listen to Victor when he says, 'We are never moving anywhere again.' What does he mean?" Three radio button options are provided: "This apartment is very cheap, so he never wants to move again.", "Moving is a lot of work, so he doesn't want to do it again." (which is selected), and "This apartment has the nicest neighbors, so he doesn't want to leave." Below the video is a "Rewind" button. At the bottom, a blue bar shows two stars and the text "Correct! Now click Next." along with "BACK" and "NEXT" buttons, and "1 of 6" in the center.

Figure 6. An example of a listening task.

Speaking

In each topic, there is a section called *Say It*. It helps the learner practice listening, speaking, and recording his or her voice. These exercises include listening and then pronouncing words related to the topic or a whole sentence that is a part of a story. The learner can click on *Show Text* to make sure he or she has not missed a word. The aim is to help learners develop a sense of confidence in speaking the language accurately and authentically (see Figure 7).


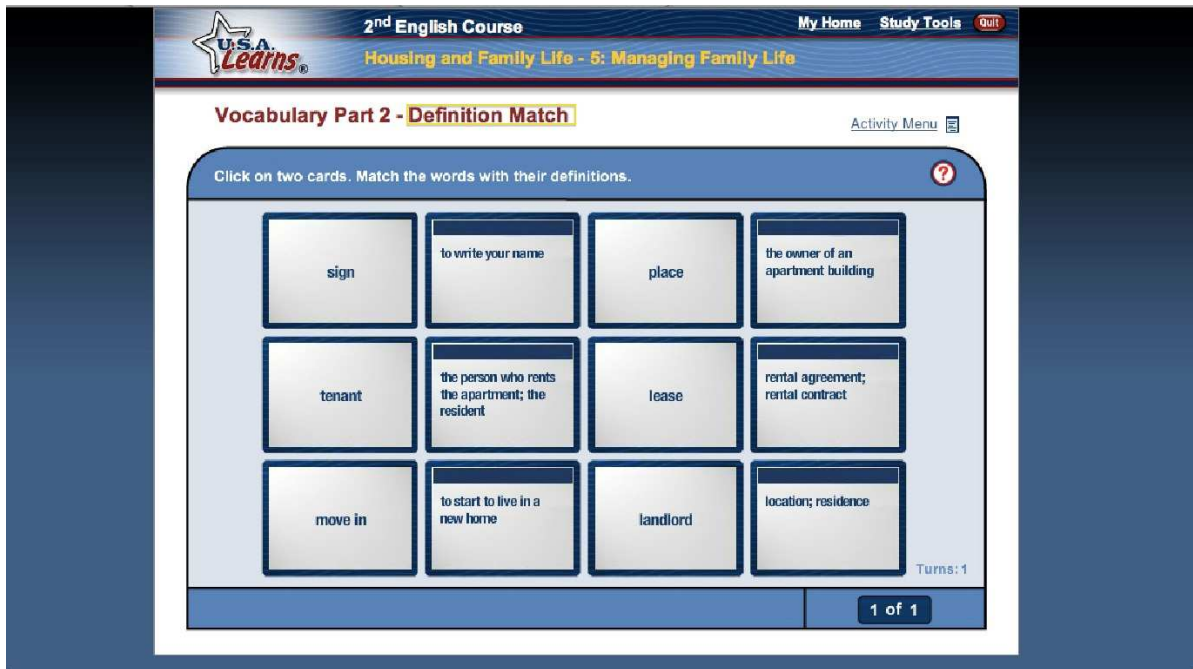
The screenshot shows a web interface for a speaking activity. At the top, there is a navigation bar with the 'USA Learns' logo, '2nd English Course', 'Housing and Family Life - 6: Managing Family Life', and links for 'My Home', 'Study Tools', and 'Exit'. Below this, the activity title 'Story Start Up - Say it!' is displayed, along with an 'Activity Menu' icon. The main content area features a video player on the left showing a street scene with cars and pedestrians. To the right of the video is a text box containing the sentence 'Look at all the cars. There's too much traffic on the street.' Above the text box is a 'Hide Text' button. Below the text box are two buttons: 'Listen' with a speaker icon and 'Speak' with a microphone icon. At the bottom right of the interface, there are navigation buttons: 'BACK', '1 of 4', and 'NEXT'.

Figure 7. An example of speaking activity.

Vocabulary

Each topic starts with a list of new related vocabulary. The activities include written and spoken words in such formats as listening match, say it, spell it, and definition match. These can take two forms - the first form requires matching a word with the appropriate dictionary definition, while the second is more visual as it requires matching a word with a specific picture or image (see Figure 8).



The screenshot shows a web-based vocabulary activity titled "Vocabulary Part 2 - Definition Match" from the "U.S.A. Learns" platform. The interface is for a "2nd English Course" and is part of a unit on "Housing and Family Life - 5: Managing Family Life". The activity instructions are: "Click on two cards. Match the words with their definitions." The activity is set to "Turns: 1" and is the "1 of 1" activity in the set. The cards are arranged in a 3x4 grid:

sign	to write your name	place	the owner of an apartment building
tenant	the person who rents the apartment; the resident	lease	rental agreement; rental contract
move in	to start to live in a new home	landlord	location; residence

Figure 8. An example of a vocabulary definition match activity.

Grammar

Every topic has a grammatical section to develop the learner's grammar proficiency. The user can learn grammar and meaning at the same time through engaging in authentic conversation. He or she can read and listen to the context of various grammatical rules such as modal verbs and then solve grammatical problems or revise grammatical and spelling mistakes in sentences (see Figure 9).

The screenshot shows a web-based grammar practice interface. At the top, it says '2nd English Course' and 'Housing and Family Life - 7: Accessing Services'. The main heading is 'Grammar - Practice'. The task is titled 'Polite Requests' and 'Answering Polite Requests'. The scenario is 'You were absent from class yesterday. Ask your teacher for yesterday's papers.' The question is 'Could you give me the papers from yesterday's class?' with three radio button options: 'I like the papers from yesterday's class.', 'Give me the papers from yesterday.', and 'Could you give me the papers from yesterday's class?'. A 'Check' button is present. The bottom right shows 'BACK' and '1 of 8'.

Figure 9. An example of a grammar practice task.

Evaluation

As mentioned earlier, the pedagogical framework provided by Cummins et al. (2007) will be followed to evaluate this software. Their criteria will be used to evaluate the *U.S.A. Learns* program for technology-supported learning activities that will (a) promote deep understanding, build on learners' prior knowledge, and permit learners to control the learning process, and (b) engage learners in extensive reading, support them in accessing curricular content, and enable them to harvest the language they are reading. Therefore, the questions used in the evaluation are as follows:

1. Does *U.S.A. Learns* promote learners' understanding?
2. Does it consider the learner's prior knowledge?
3. Do the learners have control over the learning process?
4. Is it an engaging tool? (Cummins et al., 2007, p. 108)?

In terms of engagement, the *U.S.A. Learns* software provides its users with a variety of interesting topics and a plenty of engaging exercises to enhance the learning process. Furthermore, all the topics of this software are based on real-world written, spoken, and visual

materials and events. As is claimed by Bransford, Brown & Cocking (2000), “[s]tudents can work with visualization and modeling software that is similar to the tools in non-school environments, increasing their understanding and the likelihood of transfer from school to non-school settings” (p. 207). The variety of topics and exercises can attract the learner’s interest and engage him or her in the learning process, thus improving language proficiency.

Most of the topics integrate the four language skills, which might promote the learner’s engagement and learning. Many activities in *U.S.A. Learns* aim at engaging students in active reading or listening followed by writing. Such activities encourage learners to read for more details about the topic. For example, in order to complete the task in Figure 10 successfully, the learner has to read a text or listen to an audio about law and government officers to draw the right conclusion and later he or she needs to write about the same topic.

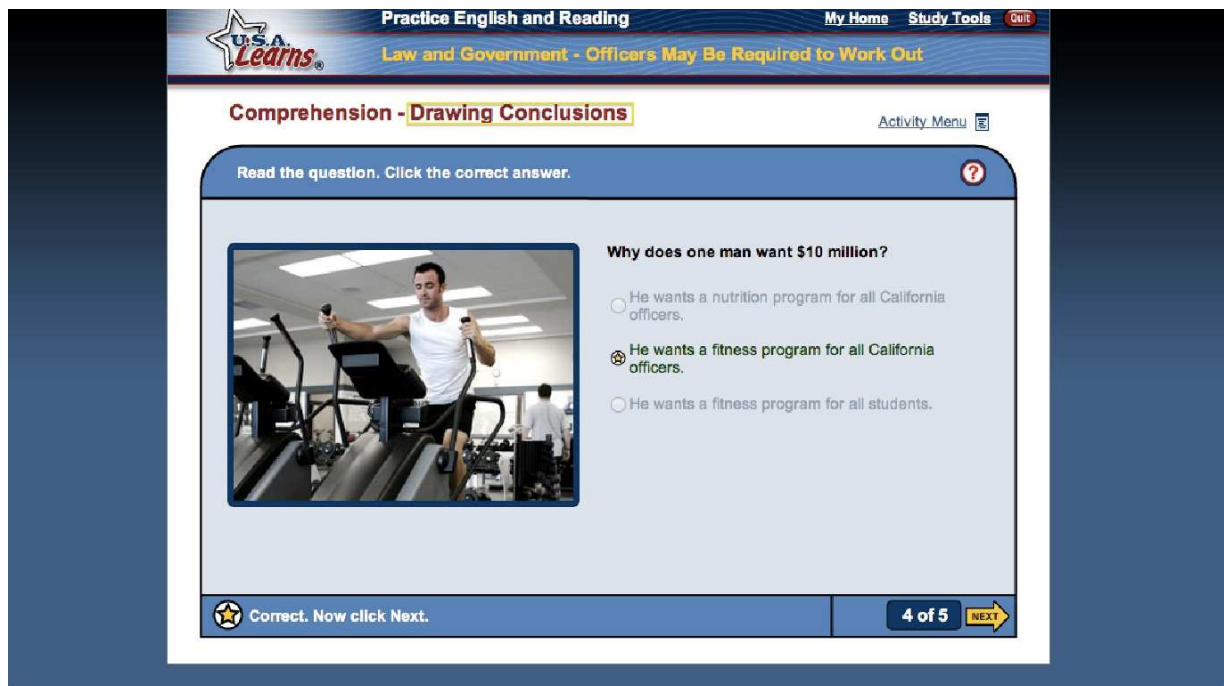
The image shows a screenshot of a web-based reading comprehension task. At the top, there is a navigation bar with the "U.S.A. Learns" logo, the text "Practice English and Reading", and links for "My Home", "Study Tools", and "Quit". Below this is a sub-header "Law and Government - Officers May Be Required to Work Out". The main content area is titled "Comprehension - Drawing Conclusions" and includes an "Activity Menu" icon. A blue box contains the instruction "Read the question. Click the correct answer." and a question mark icon. To the left of the question is a photograph of a man in a white tank top running on a treadmill in a gym. To the right of the photo is the question "Why does one man want \$10 million?" followed by three radio button options: "He wants a nutrition program for all California officers.", "He wants a fitness program for all California officers." (which is selected), and "He wants a fitness program for all students." At the bottom left, a star icon indicates "Correct. Now click Next." At the bottom right, it shows "4 of 5" and a "NEXT" button with a right-pointing arrow.

Figure 10. A sample reading and listening comprehension task.

As seen in Figure 11, the learner needs to understand the text or the audio well to select the right meaning of the words. Feedback is given instantly, which means that the learner has to think accurately before clicking on the wrong choice to obtain a good score. This is an example of cognitive challenges for administering the language.



Figure 11. A sample vocabulary practice task based on previous text comprehension.

Moreover, the software provides the learner with the facility to say, record, and listen to his or her pronunciation of new, difficult words that have been chosen from the topic (see Figure 12). Such a task can enhance the learner's pronunciation by offering repeated exercises.



Figure 12. Sample Say it! Task integrating listening, speaking, and recording the learner's pronunciation.

Cummins et al. (2007) emphasize relating the learner's "prior knowledge, skills, beliefs, and concepts significantly influence what learners notice about their environment and how they organize and interpret it" (p. 43). They believe if the task is related to the learner's prior knowledge and background, this would enhance his or her understandings. In the *U.S.A. Learns* program, there are many examples that support this assumption. One is a listening comprehension task about the weather report for beginners (see Figure 13). In this activity, the learner needs to listen to a weather broadcast and select the right picture according to his or her understanding and prior knowledge. Such an activity will help the learner relate ideas from his or her background to what has been said while pictures help to foster a framework for understanding the text. Many such prior knowledge connections can be found within the three different levels and activities in the *U.S.A. Learns* program.

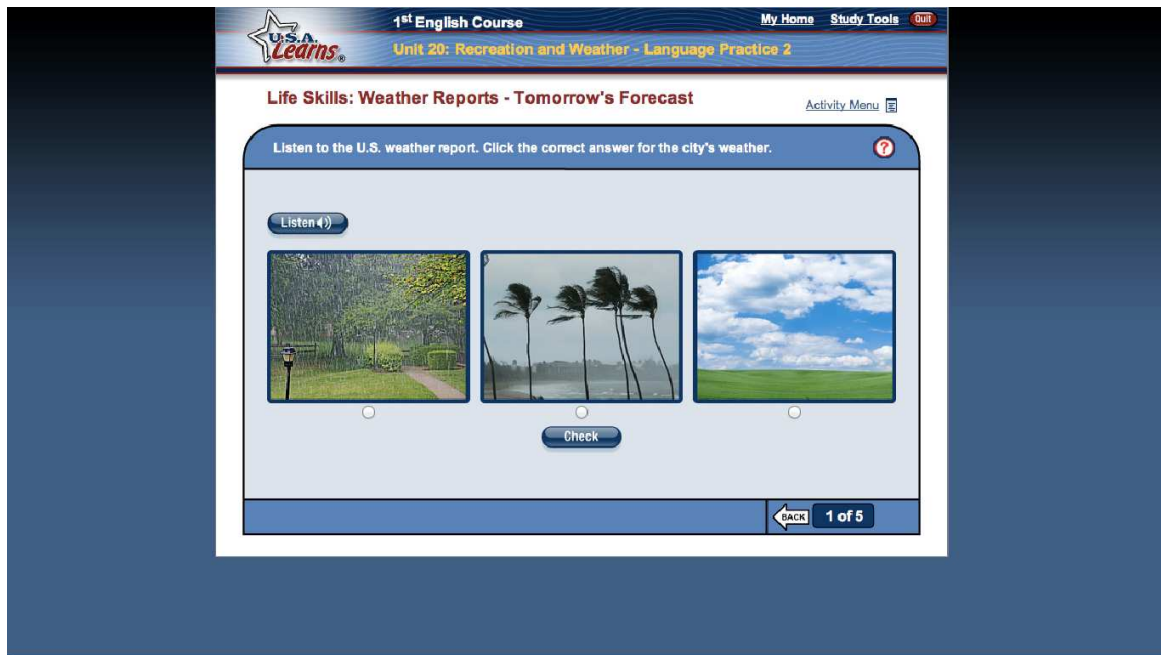


Figure 13. An example of a task involving learner's prior knowledge.

Recommendations

U.S.A Learns is useful software for learning English as a second language for learners from different language proficiency levels with practice activities within each topic that integrate the four language skills through written text, images, videos, and audio recording. The software enhances autonomous learning as it provides the learner with an instant feedback. Moreover, learners with either reading or listening difficulty are also adequately addressed by combining both facilities within each topic.

However, it would be even better if the learner could save what he or she records and writes for a further review from teachers or peers, though the learner can print what he or she writes. It would be more motivating for the learner if the reading activities involved timed scanning as this might develop the learner's reading strategies such as skimming and scanning. Overall, the program appears useful and meets most of the technology framework described by Cummins et al. (2007).

References

Bransford, J. D., Brown, A. L., & Cocking, R. R. (2000). *How People Learn: Brain, Mind, Experience, and School*.

- Washington, DC: The National Academies Press.
- Cummins, J., Brown, K., & Sayers, D. (2007). *Literacy, Technology, and Diversity: Teaching for Success in Changing Times*. Boston: Pearson Education, Inc.
- Cummins, J. (1986). Empowering minority students: A framework for intervention. *Harvard Educational Review*, 56, 18-36
- Lovell, M., & Phillips, L. (2009). Commercial software programs approved for teaching reading and writing in the primary grades: Another sobering reality. *Journal of Research on Technology in Education*, 42(2), 197-216.